

State of California Department of Transportation Chain Requirements

Revised: 11/99










Vehicles are permitted in chain control areas when equipped with chains or Automatic Traction Devices (ATD) as indicated.

Legal tread depth for mud and snow tires is 6/32" minimum.

Trucks with cable-type chains are legal in California. However, these trucks may be restricted at times due to local conditions.

The Department of Transportation reserves the right to prohibit any vehicle from entering a chain control area when it is determined the vehicle will experience difficulty in safely traveling the area.

Legend

-  Driving axle
-  Non-driving axle
-  Wheel with chains or ATD
-  Wheel with no chains
-  Chains required on inside dual if possible
-  Drive axle must be chained
-  Chains on trailers may be staggered front & back
-  Caltrans may require chains on all drive wheels if conditions warrant
-  Both axles must be chained. (Four wheels with chains or ATD.)

Notes

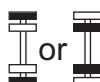
All vehicles, including four wheel drive vehicles, that are towing trailers must have chains on one drive axle.

Trailers with brakes must have chains on one axle.

Front wheel drive vehicles must have chains on front (drive) axle.

On any semi-trailer, only one set of chains is required regardless of number of axles.

Chains are not required on tag axle.

 Acceptable on either axle of semi-trailers.

Auto & Pick-ups



Buses & Recreational Vehicles

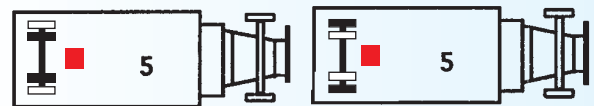
(Articulated buses must also chain outside wheels of last axle.)



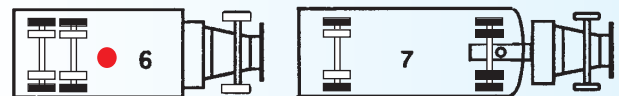
Type 2

Type 3

Trucks

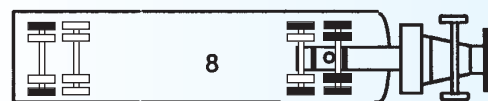


Truck Type 2



Truck Type 3

Truck & Semi-trailer Single Dr.



Tractor and Semi-trailer Type 3-S-2



Tractor, Semi-trailer and Trailer Type 3-S-1-T-2



Truck and Trailer Type 3-T-3 or 3-T-2

NOTE: The following truck may be restricted when chains are required



Tractor, Semi-trailer and Trailer Type 2-S-1-T-2

For questions regarding these configurations, please contact the Caltrans Maintenance Program at (916) 654-4470